

# DMC Crochet

Amigurumi



Natura  
Just Cotton

Pig Cushion Cover  
Designed by Jane Bibby



[www.dmccreative.co.uk](http://www.dmccreative.co.uk)

# Pig Cushion Cover Amigurumi

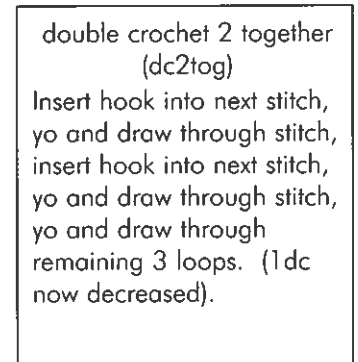
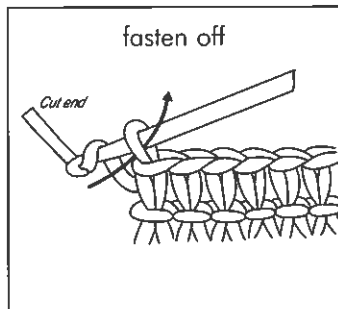
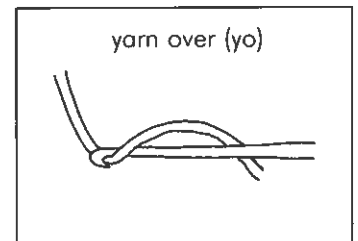
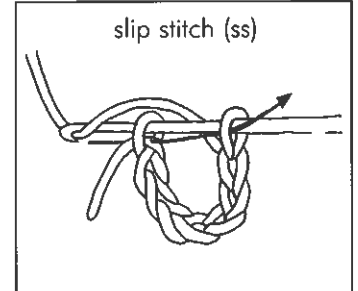
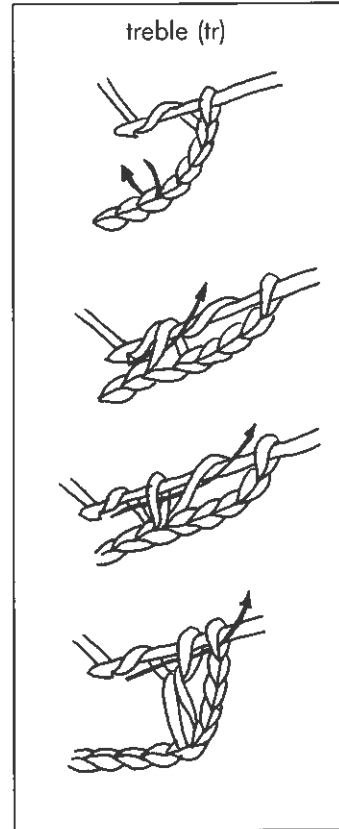
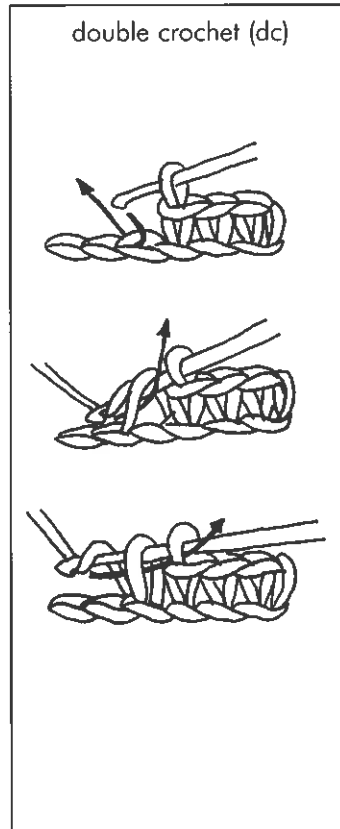
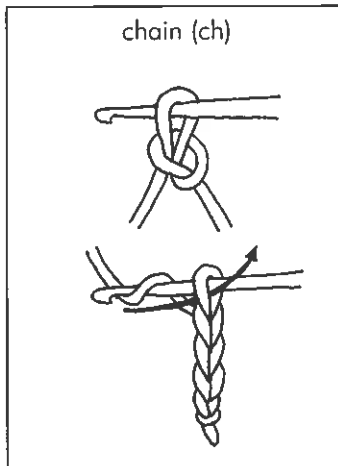
Designed by Jane Bibby

Please read all the instructions and the pattern carefully before starting to crochet the design.

Use the close up and front cover images as an additional guide when making the design.

For making the Pig Cushion Cover in a different colour-way please find the current Natura crochet thread colours on the reverse of this leaflet.

## Stitches Used and Abbreviations



### Abbreviations

ch - chain	ss - slip stitch
dc - double crochet	rep - repeat
dc2tog - double crochet 2 together	st - stitch
tr - treble	yo - yarn over hook

### Materials:

**DMC Natura Crochet Thread reference 302**

**A:** 1 x 50gm ball Natura in Shade White 01

**B:** 2 x 50gm balls Natura in Shade Rose Layette 06

**C:** 1 x 50gm ball Natura in Shade Topaze 19

**D:** 1 x 50gm ball Natura in Shade Tropic Brown 22

Crochet hooks size 3mm and 2.5mm

Yarn needle to darn in ends

12 inch/30cm round cushion pad

Small amount of polyester stuffing

**Important note:** DMC recommend you check the latest safety laws and regulations to ensure your choice of cushion pad and stuffing fully complies with them.

### Measurements

Size: :30cm x 30cm. (12 x 12")

### Beginner Level



[www.dmccreative.co.uk](http://www.dmccreative.co.uk)

All rights reserved worldwide © 2012  
DMC SAS F-68057 MULHOUSE Cedex

## Method

### Cushion cover: Make 2

Use 3mm crochet hook and yarn **B**. Work in a spiral using a stitch marker or a small length of coloured thread to indicate the beginning of each round.

4ch ss into first ch to form a ring.

Round 1: 3ch (counts as first treble), 11tr into ring. (12sts).

Round 2: 2tr into each st. (24sts).

Round 3: (2tr into next st, 1tr into next st) rep. (36sts).

Round 4: (2tr into next st, 1tr into each of next 2sts) rep. (48sts).

Round 5: (2tr into next st, 1tr into each of next 3sts) rep. (60sts).

Round 6: (2tr into next st, 1tr into each of next 4sts) rep. (72sts).

Round 7: (2tr into next st, 1tr into each of next 5sts) rep. (84sts).

Round 8: (2tr into next st, 1tr into each of next 6sts) rep. (96sts).

Round 9: (2tr into next st, 1tr into each of next 7sts) rep. (108sts).

Round 10: (2tr into next st, 1tr into each of next 8sts) rep. (120sts).

Round 11: (2tr into next st, 1tr into each of next 9sts) rep. (132sts).

Round 12: (2tr into next st, 1tr into each of next 10sts) rep. (144sts).

Round 13: (2tr into next st, 1tr into each of next 11sts) rep. (156sts).

Round 14: (2tr into next st, 1tr into each of next 12sts) rep. (168sts).

Round 15: (2tr into next st, 1tr into each of next 13sts) rep. (180sts).

Round 16: (2tr into next st, 1tr into each of next 14sts) rep. (192sts).

Fasten off first side but do not fasten off at the end of the second side.

### To make up:

Using yarn **B** and holding wrong sides together, 1ch, dc both sides together to about three quarters of the way round, place cushion pad between the two sides and continue to dc to end of round, ss into first st of round. (192 sts).

### Whites of Eyes: Make 2

Use 2.5mm crochet hook and yarn **A**. Work in a spiral using a stitch marker to indicate the beginning of each round.

Round 1: ch2, 6dc in second chain from the hook. (6sts).

Round 2: 2dc into each st. (12sts).

Round 3: (2dc into next st, 1dc into next st) rep. (18sts).

Round 4: (2dc into next st, 1dc into each of next 2sts) rep. (24sts).

Round 5: (2dc into next st, 1dc into each of next 3sts) rep, ss into first st of round. (30sts).

Fasten off, leaving a long tail to stitch eye to cushion.

### Pupils of Eyes and Nostrils: Make 4

Use 2.5mm crochet hook and **D**. Work in a spiral using a stitch marker or a small length of coloured thread to indicate the beginning of each round.

Round 1: 2ch, 6dc in second chain from the hook. (6sts).

Round 2: 2dc into each st, ss into first st of round. (12sts).

Fasten off.

### Snout:

Use 2.5mm crochet hook and yarn **C**. Work in a spiral using a stitch marker or a small length of coloured thread to indicate the beginning of each round.

Round 1: 2ch, 6dc in second chain from the hook. (6sts).

Round 2: 2dc into each st. (12sts).

Round 3: (2dc into next st, 1dc into next st) rep. (18sts).

Round 4: (2dc into next st, 1dc into each of next 2sts) rep. (24sts).

Round 5: (2dc into next st, 1dc into each of next 3sts) rep. (30sts).

Round 6: (2dc into next st, 1dc into each of next 4sts) rep. (36sts).

Round 7: (2dc into next st, 1dc into each of next 5sts) rep. (42sts).

Round 8: (2dc into next st, 1dc into each of next 6sts) rep. (48sts).

Round 9: (2dc into next st, 1dc into each of next 7sts) rep. (54sts).

Round 10: (2dc into next st, 1dc into each of next 8sts) rep. (60sts).

Round 11: working in back loops only, 1dc in each st. (60sts).

Rounds 12-18: working through both loops, 1dc in each st. (60sts).

Round 19: working in back loops only, (dc2tog over next 2sts, 1dc into each of next 8sts) rep. (54sts).

Round 20: working through both loops; (dc2tog over next 2sts, 1dc into each of next 7sts) rep. (48sts).

Round 21: (dc2tog over next 2sts, 1dc into each of next 6sts) rep. (42sts).

Round 22: (dc2tog over next 2sts, 1dc into each of next 5sts) rep. (36sts).

Round 23: (dc2tog over next 2sts, 1dc into each of next 4sts) rep. (30sts).

Round 24: (dc2tog over next 2sts, 1dc into each of next 3sts) rep. (24sts).

Round 25: (dc2tog over next 2sts, 1dc into each of next 2sts) rep. (18sts).

Fill snout with stuffing.

Round 26: (dc2tog over next 2sts, 1dc into next st) rep. (12sts).

Round 27: (dc2tog over next 2sts) rep, ss into first st of round. (6sts).

Fasten off. Thread yarn through last six stitches and pull tight.

Weave in end. Add nostrils and stitch snout firmly onto cushion just below centre.

### Ears: Make 2

Use 2.5mm crochet hook and yarn **C**. Work in a spiral using a stitch marker or a small length of coloured thread to indicate the beginning of each round.

Make 16ch.

Round 1: 1dc in second ch from hook and each of the next 14sts, working along the opposite side of the starting chain place 1dc in each st. (30 sts).

Round 2-25: 1dc in each st. (30sts).

ss into first st of last round. Fasten off.

Round 26: Holding ear flat, with last stitch worked facing away from you, use a new length of yarn to place a ss into the first st on the right, 1ch. dc bottom edges of ear together. 1ch, turn. (15sts).

Round 27: With front of cushion facing towards you and the ear held down and to the back of the cushion dc ear to cushion edge. (15sts).

Fasten off and weave in ends.

Fold ear over about 5 rows down and secure in place with one or two stitches on either side of ear.

### Tail:

Use 3mm crochet hook, yarn **C** and two lengths of yarn held together (approx. 1m in length).

Make 48ch, fasten off.

Starting centre back stitch in place following the spirals marked out by the tr rows. Weave in ends.


### Complete Making Up:

Stitch pupils onto whites of eyes.

Stitch eyes onto cushion.

Weave in all ends.

# Pig Cushion Cover Amigurumi



Non contractual photos

## DMC Natura Just Cotton Thread Shade Card

Also Available from DMC

	Ibiza 01		Light Green 12		Blue Paradise 24
	Ivory 02		Pistache 13		Aguamarina 25
	Sable 03		Green Valley 14		Blue Jeans 26
	Ambar 04		Lima 15		Star Light 27
	Bleu Layette 05		Tournesol 16		Zaphire 28
	Rose Layette 06		Avesic 17		Lazulite 29
	Spring Rose 07		Coral 18		Giacine 30
	Eucaliptus 08		Topaze 19		Malva 31
	Gris Argent 09		Jade 20		Rose Soraya 32
	Aswan 10		Gauguin 21		Amaranto 33
	Noir 11		Tropic Brown 22		Bourgogne 34
			Passion 23		



Fashion Shawl  
14887L/2



Baby Hat & Booties  
14891L/2



Dinosaurs Amigurumi  
14899L/2



DMC Natura Just Cotton ref 302 100% cotton

For age 16+

Important Note: The finished product is not intended as a toy.

Please retain leaflet for future reference



14898L/2

Made in England



www.dmccreative.co.uk

All rights reserved worldwide © 2012  
DMC SAS F-68057 MULHOUSE Cedex



0 077540 406937